



Slap

2-4 players



What you need:

Student Wallet



1 for each player

Student Wallet



1 for the group


Your goal

Add three numbers. Show the sum using the fewest tiles.

Set up

Take the yellow tiles out of the group wallet. Shuffle them. Set the blue tiles and the wallet aside. Give a wallet to each player.

Play

1. Give three yellow tiles facedown to each player.
2. Put the other tiles facedown in a stack. 
3. Say, **Ready, set, go!** Then players turn over their three tiles.




Skill: Find the sum of three numbers and show it using tens and ones.

© CSL Associates, Inc. Grade 2 • Small-Group Game

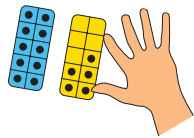
continued

4. Players race to:
 - find the sum of their dots.



I have 15 dots!

- show the sum, using the fewest tiles possible. (Use a blue tile if you can!)



- slap the stack when they are done.

The first player to slap the stack with a correct solution wins a point.

5. Players pause to record their play.

$$5 + 2 + 8 = 10 + 5$$

$$15 = 15$$

6. To play again, players put their three tiles at the bottom of the group stack. They put their individual tiles back in their wallets.
7. Repeat steps 1-6. The first player to earn five points wins!

Skill: Find the sum of three numbers and show it using tens and ones.

© CSL Associates, Inc. Grade 2 • Small-Group Game